


City of Bandon Tree Guide



Information for Planting, Pruning, and Removal



Bandon, Oregon
Parks & Recreation Commission
2023

PURPOSE

The City of Bandon has adopted a tree ordinance (Chapter 12.13 Bandon Municipal Code) regulating the removal, pruning, and replacement of trees located within the public rights-of-way and on city owned properties. This guide is **not** intended as an ordinance replacement, but rather a reference tool to be used alongside the existing ordinance.

.....

TREE PERMIT

A private property owner (or the City) may request permission from the Parks and Recreation Commission to remove a tree(s) or do major pruning in the city right-of-way. In addition, a private property owner may request permission from City Staff to do minor pruning.

The criteria for both pruning and removal are as follows:

- A. The tree(s) is physically blocking an existing or proposed pedestrian way, driveway, necessary access, or street, or,
- B. The tree(s) removal is necessary for the repair, maintenance, or installation of public or private utilities or facilities.
- C. The tree(s) has been found by the City of Bandon to present a potential danger to the public-or,
- D. The tree(s) is diseased, blighted, or insect infested as determined by a certified arborist or other qualified professional.

Obtaining a **Tree Permit** is required for the following:

Any persons...

- Planting a tree in the city right-of-way, such as along the street;
- Removing any tree on a city right-of-way or public location;
- Pruning any tree within the city right-of-way.

A public works permit for work within a public right-of-way must also be submitted and approved.

Applications for the Tree Permit can be found at City Hall or online:

Applications for public works permit can be found at City Hall or online:

https://www.cityofbandon.org/sites/default/files/fileattachments/general/page/10789/row_permit_-_website_7-12-2022.pdf

Hazard Trees: The City or its authorized agent may remove a tree without Commission approval if it is found by the City of Bandon to present an imminent danger to the public.

WHAT IS CONSIDERED A HAZARD TREE?

A tree that has structural defects in the roots, stem, or branches that may cause the tree or tree part to fail, where such failure may cause property damage or personal injury.

Tree Defects: Tree defects can be of two kinds: Injury or disease that seriously weakens the stems, roots, or branches of trees, predisposing them to fail or structural problems arising from poor tree architecture, including V-shaped crotches in stems and branches that lead to weak unions, shallow rooting habits, inherently brittle wood, etc.

Tree hazards include dead or dying trees, dead parts of live trees, or unstable live trees (due to structural defects or other factors) that are within striking distance of people or property (a target). Hazard trees have the potential to cause property damage, personal injury or fatality in the event of a failure.

TIPS FOR CHOOSING AND PLANTING TREES IN THE CITY

There are important things to consider when you are planting trees within the city. Trees need to coexist in a safe manner with public infrastructure like utility lines, streets, sidewalks, buildings, and signs. Planting the right tree in the right place is key to having a healthy and respected urban forest.

Questions to consider when planning to plant:

- What utilities, structures, and other infrastructure currently exist?

- What are the future plans for utilities, structures, and other infrastructure in the area?
- How large is the planting area?
- What size mature tree will the space accommodate?
- What is the tree's function? Visual, noise, odor boundary or buffer? Wind block? Privacy? Shade? Pollination? Aesthetics? Etc.
- Is the species appropriate for the climate (high wind, heavy rain, salt) and more specifically, the microclimate (the climate of a small, specific place within a larger area).
- Does the tree support pollinators or wildlife habitat?
- Does the tree keep its foliage all year round? When does it bloom? Does it fruit? Does it spread via seed or roots (rhizomes)?

.....

Always **CALL BEFORE YOU DIG** to connect to the free public service utility locate company. This service will mark where phone, gas, cable/TV, water, power, and sewage lines exist.

CALL: 811



Time of year to plant

Trees can be planted anytime the ground can be worked. It is recommended to plant in the fall or early winter. Planting at this time reduces stress due to plants entering dormancy, allows for less weed competition, and provides beneficial rains during winter.

Planting Procedure

1. Call before you dig.
2. Obtain any permits required.
3. Once approved, choose a planting site.
4. Dig hole 2x the diameter of the root ball.
5. Place root ball in hole, matching depth of hole with height of root ball.
6. Fill the hole half way with dirt and water generously.
7. Fill the hole with the remaining soil and press firmly.
8. Deep water.
9. Stake tree. (optional)
10. Mulch the tree base, taking care to keep mulch 2-3 inches from the trunk.
11. Wrap tree. (optional)
12. Continue to deep water 1x/week (if planted in spring/summer).

Watering

Planting in late fall allows trees to benefit from winter moisture and does not typically need supplemental watering. Trees planted during spring/summer and during times of drought will need a thorough watering at least 1x/week for the first 2 growing seasons. Watering is critical when no rain has fallen for extended days and excessive drying conditions exist (constant wind and low humidity). Water for longer, less often to train roots for long periods of drought.

If you are unsure of when to water you can test the soil via touch. If you reach your finger 3 inches into the soil and you feel moisture, you do not need to water.

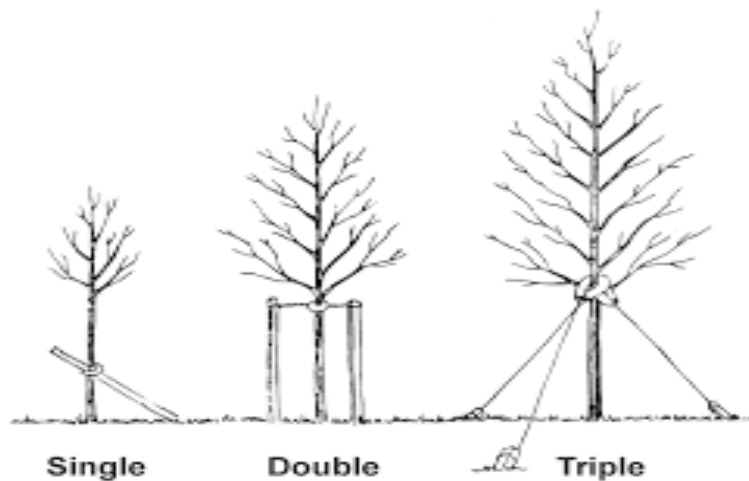
Fertilization

Fertilization is not necessary on newly planted landscape trees.

Staking

- **New trees that start to lean or won't stand on their own after planting should be staked.**

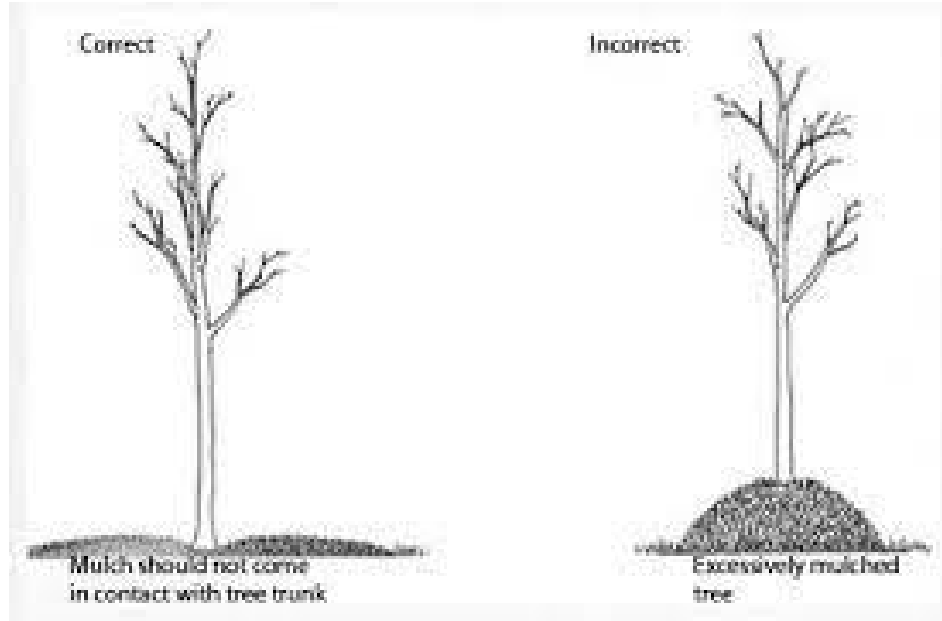
- **Taller trees planted in a windy site, especially top heavy ones with a lot of foliage, will benefit from staking until their roots have expanded sufficiently to stabilize the tree against wind.**
- **Soft, flexible ties** should be attached to the stakes and tied to **loosely** to encircle the trunk. Don't tie them too tightly or it will slowly "strangle" (girdle) the tree as it grows. You want to encourage movement of the tree while providing gentle support, not immobilize it.



<https://www.wilsonbrosgardens.com/staking-a-new-tree.html>

Stakes can be **wood or metal**, as long as it's strong enough to be driven into the soil.

Mulching



<https://treeinspection.com/mulch>

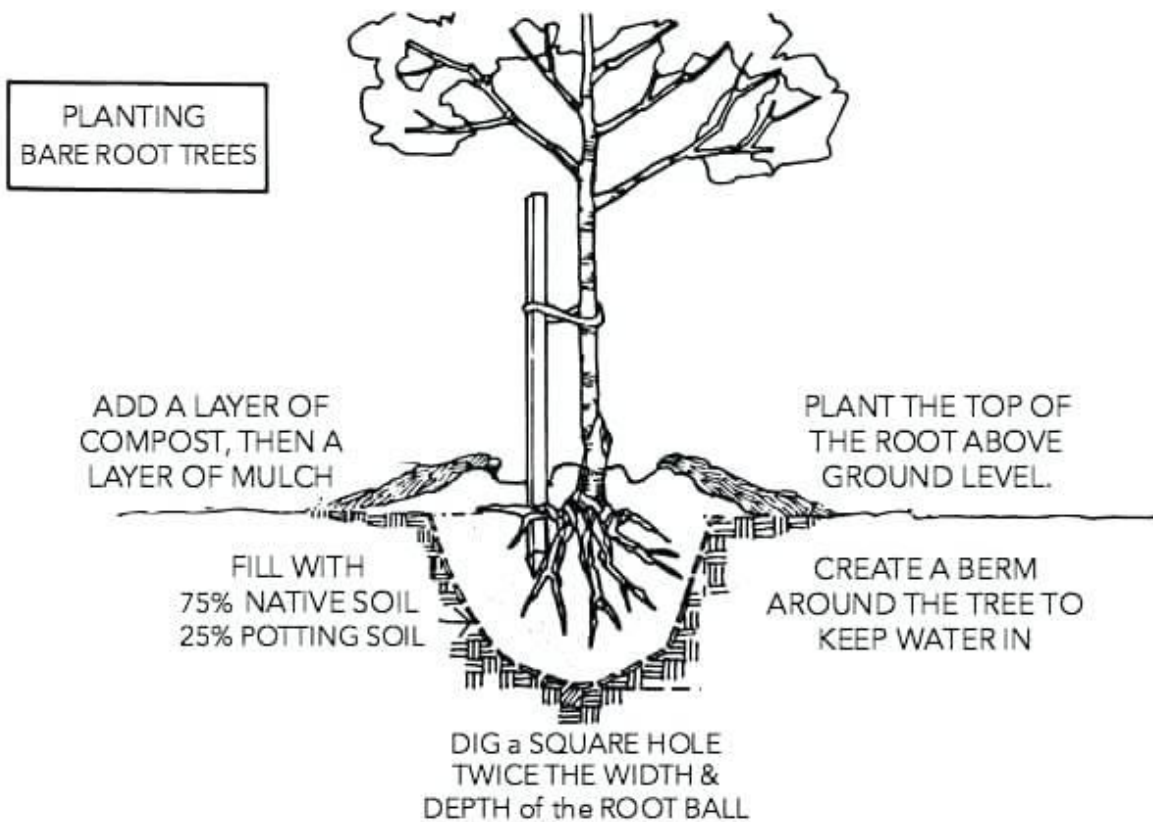
Mulching helps retain moisture and protect vulnerable roots while they establish. Recommended mulch is shredded bark or aged wood chips. Mulch should be applied at time of planting and reapplied annually in the spring. Depth best at 3-4 inches. Keep mulch at least 2 inches from directly contacting the trunk.

Tree Wrapping

Tree wrap is a commercial product used to wrap the trunk of a tree from late fall until the last frost of spring, offering a layer of protection to the bark underneath. It is **not necessary** but an available option. Link with more information below:

<https://www.lawnstarter.com/blog/tree-care/tree-wrap-what-it-is-why-to-use-it-and-how/#:~:text=Tree%20wrap%20is%20a%20commercial,injury%20during%20the%20cold%20months.>

Planting Bare Root Trees (roots without soil)



<https://hancockcountyswcd.org/how-to-plant/>

1. Keep roots cool and moist at all times.
2. Soak roots in water for 30 minutes before planting.
3. Hold the tree in hole at the soil line, making sure the roots are strait and not forming a “J” shape. Carefully pack soil firmly around the roots (75% Native, 25% Potting Soil).
4. Fill hole half way and water to settle soil.
5. Fill remainder of hole with remaining soil and deep water.
6. Stake tree. (optional)
7. Mulch base of tree, taking care to keep mulch 2-3 inches from the trunk.
8. Tree wrap. (optional)
9. Continue to water **2x/week** if planted in spring or summer for 2 growing seasons.

**Tree/Shrub Replacement Guide
City of Bandon 2023**

Zone 1- West of 101 (High Wind, Salt, Fog, etc.)

Common Name	Botanical Name	Size/Growth	Comments
Pacific Wax Myrtle	Myrica Californica	30'H, 15'W, can be pruned to any size.	Evergreen, multi or single trunk, does not produce cones. Native.
Shore Pine	Pinus contorta	35'H, 20'W, can be pruned to any size.	Evergreen conifer, grows quickly. Native
Coast Redwood	Sequoia sempervirens	~70'H due to coastal winds	Evergreen conifer. Fast growing, needs wind break. Native.
Western Red Cedar	Thuja plicata	~50'H due to coastal winds	Evergreen conifer. Native.
Sitka Spruce	Picea sitchensis	~100'H due to coastal winds	Evergreen conifer. Performs well in high winds, needs a large space to grow. Native.
Monterey Cypress	Cupressus macrocarpa	~80'H, 30'W.	Evergreen conifer. Fast growing, high maintenance. Needs large space to grow.

Zone 1- West of 101 (High Wind, Salt, Fog, etc.)

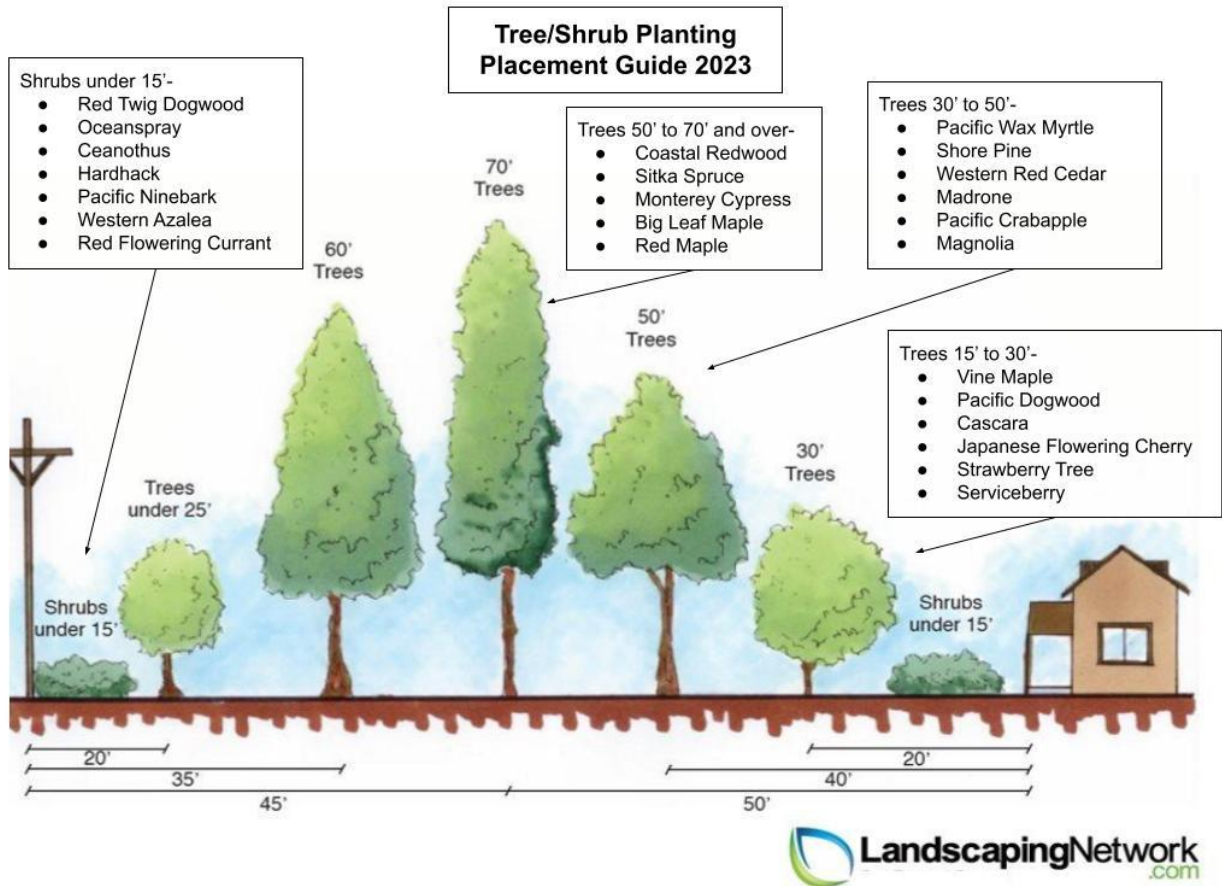
Common Name	Botanical Name	Size/Growth	Comments
Cascara	Ramnus pershiana	25'H, 15'W	Deciduous, highly adaptable. Native.
Pacific Crabapple	Malus fusca	~30'H.	Deciduous, grows slowly, small tart fruits. Native.
Japanese Flowering Cherry	Prunus serrulate	~20'H	Deciduous, showy flowers. Non-native.
Madrone	Arbutus menziesii	~35'H	Evergreen. Native.
Strawberry Tree	Arbutus Unedo	~25'H	Evergreen, drops fruit, can be messy. Non-native.
Serviceberry	Amelanchier canadensis	~15-30H	Deciduous, sun, part shade, blooms gray, pollinator friendly. Native.

Zone 2- East of 101
(All species in Zone 1 will grow in Zone 2)

Common Name	Botanical Name	Size/Growth	Comments
Magnolia	Magnoliaceae (Many Varieties)	Varies by type	Evergreen or deciduous. Non-native.
Big Leaf Maple	Acer macrophyllum	~65'H due to coastal winds.	Deciduous. Fairly shade tolerant. Needs large space to grow. Native.
Vine Maple	Acer circinatum	~20'H	Deciduous, great for landscape. Native.
Red Maple	Acer rubrum	~60'H, 20'W.	Deciduous, needs large space to grow. Non-native.
Western Redbud	Cercis occidentalis	12'H	Deciduous, spring flowers, great for landscape. Non-native.
Pacific Dogwood, Western Flowering Dogwood	Cornus nuttallii	~25'H, 10'W.	Deciduous, showy white flowers. Large trees hard to transplant. Native.

Shrub Replacements Recommended for Bandon 2023

Common Name	Botanical Name	Size/Growth	Comments
Evergreen Huckleberry	Vaccinium ovatum	2-5'H Sun, 12-15'H Shade	Evergreen, edible berries, good for hedge rows. Slow growth. Native.
Red Twig Dogwood	Cornus sericea	6-10'H, will be shorter if not protected by winds.	Deciduous, full sun. Beautiful red branches in winter. Beneficial insects, good for hedgerows. Native.
Oceanspray	Holodiscus discolor	8'-14'H	Full sun, part shade. Deciduous. Bees & beneficial insects. Hedgerows. Native.
Blue Blossom Ceanothus	Ceanothus thrysiflorus	12-14'H	Evergreen. Requires sun, blooms in May. Drought tolerant, pollinator friendly. Native.
Hardhack	Douglas spirea	2-8'H	Deciduous. Sun-part shade. Good for hedgerows. Native
Pacific Ninebark	Physocarpus capitatus	12'-16'H	Deciduous. Wetland lover. White flowers and red fruit. Native.
Rhododendron Genus	Many varieties	Varies by specific type.	Deciduous and evergreen. Many varieties work for this climate. Native and non-native.
Western Azalea	Rhododendron occidentale	5'-12'H	Deciduous, blooms July-August. Extremely fragrant. Native.
Red Flowering Currant	Ribes sanguineum	4'-10'H	Deciduous. Sun-part shade. Good for hedgerows. Native.



References:

<https://dyckarboretum.org/four-reasons-you-plant-in-fall/>

www.stillwaternativesnursery.com

<https://hancockcountyswcd.org/how-to-plant/>

<https://treeinspection.com/mulch>

<https://www.wilsonbrosgardens.com/staking-a-new-tree.html>

https://www.seattle.gov/documents/Departments/UrbanForestryCommission/2019/2019docs/UFC_092019_HazardTreeDiscussion.pdf

Resources:

City of Bandon Public Works and Parks Department

Bandon City Hall

555 Highway 101

Bandon, OR 97411

Phone: 541-347-2437

<https://www.cityofbandon.org/publicworks-parks>

All online forms found at: <https://www.cityofbandon.org/forms>

Arborists:

Blue Sky Tree Service and Preservation, LLC

57237 Dodger Rd, Bandon, OR 97411

[\(541\) 347-7400](tel:5413477400)

Savage Tree Care

Coos County

[\(541\) 551-5264](tel:5415515264)

Patrick Myers Tree Service

Coos County

[\(541\) 756-3197](tel:5417563197)

Online:

How to plant your trees: <https://www.arboday.org/trees/planting/>

Detecting and Preventing Hazardous Trees:

<https://arbodayblog.org/treecare/look-detecting-preventing-hazardous-trees/>

Fall Planting:

<https://www.savatree.com/fall-planting-trees.html#:~:text=September%20through%20November%20is%20the,negative%20impact%20on%20plant%20health.>

BANDON MUNICIPAL CODE

Chapter 12 .13

TREE REMOVAL ON CITY PROPERTY AND RIGHTS-OF-WAY

Sections

12.13.010 Purpose

12.13.015 Definitions

12.13.020 Authority

12.13.030 Hazard Trees

12.13.040 Destruction of Trees

12.13 .050 Tree Removal or Pruning Requests

12.13 .060 Application

12.13.070 Removal and Replacement

12.13.080 Maintenance

12.13 .090 Appeal Procedure

12.13.100 Penalty

12.13.010 Purpose

The purpose of this chapter is to regulate removal, pruning, replacement, and maintenance of trees and landscaping on City property and in public rights-of-way in conjunction with Chapter 12.12. The requirements of this chapter do not apply to tree removal on private property unless the removal negatively impacts trees on public property as determined by the City. If it is determined by the City that there have been negative impacts on public trees, then the property owner who caused the negative impact shall be responsible for all costs of removing and cleaning up, mitigating, and/or replacing the affected trees.

12.13 .15 Definitions

For the purpose of this Ordinance, the following terms, phrases, words and their derivation shall have the meaning given herein:

Major Pruning: The removal of living plant parts in an amount over 20% of the tree's mass within a five year period.

Minor Pruning: The removal of living plant parts in an amount of 20% or less of the tree's mass within a five year period.

Pruning: The removal of living parts.

12.13 .20 Authority

The Parks and Recreation Commission shall have authority to approve or deny requests for tree removal within the rights-of-way of the City of Bandon and on property owned by the City of Bandon.

City Staff shall have authority to approve or deny minor pruning applications. This shall include trees located so that any portion of the trunk or visible roots are located on City property or right-of-way.

This chapter shall only apply to trees that are greater than 4" in diameter 4' above the ground.

12.13.030 Hazard Trees

The City or its authorized agent may remove a tree without Commission approval if it is found by the City of Bandon to present an imminent danger to the public.

12.13.040 Destruction of Trees No person shall cut down, mutilate, top, destroy, prune, or injure any tree, except with the approval of the Parks and Recreation Commission or as prescribed in this chapter.

12.13.050 Tree Removal Or Pruning Requests

A private property owner (or the City) may request permission from the Parks and Recreation Commission to remove a tree(s) or do major pruning. In addition, a private property owner may request permission from City Staff to do minor pruning. The criteria for both pruning and removal are as follows:

- A. The tree(s) is physically blocking an existing or proposed pedestrian way, driveway, necessary access, or street, or,
- B. The tree(s) removal is necessary for the repair, maintenance, or installation of public or private utilities or facilities.
- C. The tree(s) has been found by the City of Bandon to present a potential danger to the public-or,
- D. The tree(s) is diseased, blighted, or insect infested as determined by a certified arborist or other qualified professional.

12.13.060 Application

Requests for tree removal shall be submitted in writing to the City and shall include:

- A. A site plan that clearly identifies the location, species, and diameter (4' above the ground) of the tree(s) proposed for removal and the proposed location and species of the replacement tree(s).

B. A statement as to how the removal meets the criteria stated in Section 12.13.040 and what design alternatives were considered for the project.

12.13.070

A. If permission for removal is granted, the City or its authorized agent shall be responsible for the removal. All costs of removal, cleanup and replacement shall be borne by the person requesting the removal.

B. Removed trees shall be replaced on a one-for-one basis within 9 months of removal. Replacement trees shall be at least 1" in diameter at 4' above ground level and of a species suitable for the location as determined by the City and approved by the Commission. Replacements shall be planted in the general vicinity of where the removal took place or at a location approved by the commission.

C. The Commission may consider other types of landscaping in lieu of trees. The type, amount, and arrangement of said landscaping shall be clearly illustrated on a plan provided by the applicant and shall be approved by the Commission if it is found that the proposed landscaping:

1. provides aesthetic improvements, and,
2. the planting of replacement trees is not practical or desirable for the public, and,
3. the landscaping will not create a hazard or otherwise impede pedestrian or vehicular traffic.

12.13.080 Maintenance

Trees on City property or rights-of-way shall be maintained by the City or its authorized agents. This includes pruning, ivy removal, removal of dead limbs, and general care and maintenance.

12.13.090 Appeal Procedure

A decision of the Parks and Recreation Commission may be appealed to the City Council within 20 calendar days of the date of the decision.

12.13 .100 Penalty

Violation of this chapter shall result in prosecution and a \$1500 minimum fine per removal or major pruning upon conviction. The fine for removal or major pruning of a Monterey Cypress tree in violation of this chapter shall be a minimum of \$3000 per tree upon conviction.

Minor pruning and all other violations of this chapter will be punishable in accordance with chapter 1.16.